

## COVID-19 PIVOT

With the onslaught of the novel coronavirus, NAMI Massachusetts reinvented how we conduct business from in person to virtual. We successfully carried out significant programmatic changes by enlisting the support of many volunteer teachers, facilitators and presenters along with our adaptable, quick-thinking staff.

### FAMILY-TO-FAMILY EDUCATIONAL CLASSES

26 Classes

TOTAL PARTICIPANTS **392**

4 TEACHERS TRAINED

### FAMILY SUPPORT GROUPS

for family members & caregivers

35 Groups

TOTAL PARTICIPANTS **3000**

FSG trainings **28** TRAINED

### BASICS CLASSES FOR PARENTS & CAREGIVERS OF CHILDREN & ADOLESCENTS



19 **2** Classes  
TOTAL PARTICIPANTS



### PEER-TO-PEER EDUCATIONAL CLASSES

10 Classes

TOTAL PARTICIPANTS **103**

**NAMI@home** — since May 14, alternates between education and support to deal with mental health issues increased by COVID, 10-20 participants weekly

### CONNECTION RECOVERY SUPPORT GROUPS

23 Support Groups

TOTAL PARTICIPANTS **2300**

1 TRAINING — **6** TRAINED

## OUR MISSION

Improve the lives of all persons affected by mental health conditions in the Commonwealth. NAMI Massachusetts provides education, support, and grassroots advocacy on a federal, state and local level.

## INDIVIDUALS AND FAMILIES IMPACTED

FROM July 1, 2019  
THROUGH June 30, 2020:

**128,532**

## VOLUNTEERS FOR PROGRAMS AND 17 LOCAL CHAPTERS

**600+**



[www.namimass.org](http://www.namimass.org)

### WEBSITE UNIQUE VISITORS

**75,594**

## NAMI MASS WALKS VIRTUAL EVENT • MAY 30, 2020



## BEING SOCIAL



TWITTER • **21,700**


FACEBOOK • **6254**



INSTAGRAM • **3128**

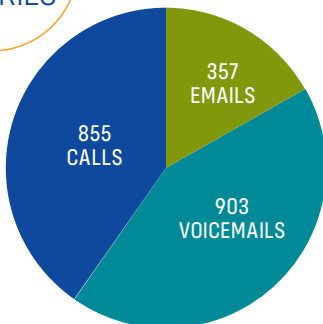
LINKEDIN • **2868**



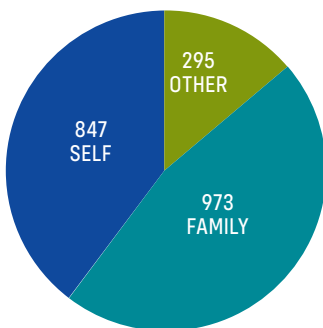


**2115**  
INQUIRIES


How  
people  
contact  
COMPASS



People  
contacted  
COMPASS  
about



That  
person  
was



## COMMUNITY EDUCATION AND TRAINING PROGRAMS

### SCHOOL-BASED PROGRAMS

**ENDING THE SILENCE (ETS)  
AND ALLIES FOR STUDENT  
MENTAL HEALTH  
(ASMH)**



**40** MENTAL HEALTH  
PRESENTATIONS

**STUDENTS 425**  
attended ETS presentations

**550** EDUCATORS  
attended ASMH presentations



**IN OUR OWN VOICE**  
**207** PRESENTATIONS  
AUDIENCE **5898**

### CRIMINAL JUSTICE DIVERSION PROJECT

**CRISIS INTERVENTION  
TEAM (CIT) training**



**929** POLICE OFFICERS  
TRAINED

POLICE DEPARTMENTS **162**



**77** DISPATCHERS TRAINED

POLICE DEPARTMENTS **30**

**90** CORRECTIONS  
OFFICERS TRAINED



**MENTAL HEALTH  
FIRST AID**

**155** OFFICERS TRAINED

**92** PRESENTERS TRAINED

COMMUNITY EDUCATION & TRAINING PROGRAMS

## Financial Results for FY 2020

### Unrestricted Net Assets Revenue & Support

|                                  |                     |
|----------------------------------|---------------------|
| Grant Income                     | \$547,769           |
| Special Event - NAMIWalks        | 562,817             |
| Contributions                    | 378,363             |
| Membership and Convention        | 42,448              |
| Interest Income                  | 1,723               |
| <b>Total Revenue and Support</b> | <b>\$ 1,533,120</b> |

### Operating Expenses

|   |                     |
|---|---------------------|
| Salaries and Benefits                       | 965,429             |
| Professional Fees                           | 77,524              |
| Occupancy Costs                             | 100,651             |
| Direct Program Expenses                     | 63,154              |
| G&A and Fundraising Expenses                | 137,095             |
| Walk Payments to NAMI National & Affiliates | 101,311             |
| <b>Total Operating Expenses</b>             | <b>\$ 1,445,164</b> |
| Income from Operations                      | 87,956              |
| Unrealized Loss on Investments              | 38                  |
| <b>Increase in Unrestricted Net Assets</b>  | <b>\$87,994</b>     |

**8% • Fund Raising**

**17%**  
**General & Administrative**

**75%**  
**Program Costs**

\*unaudited